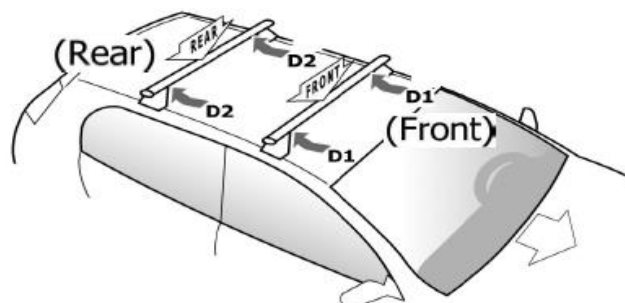
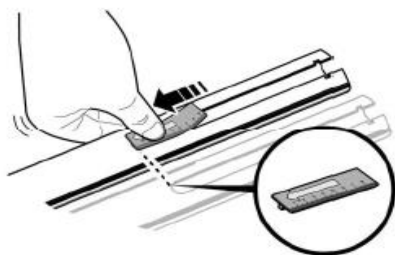
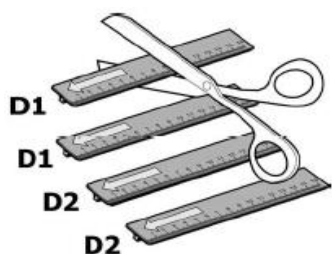
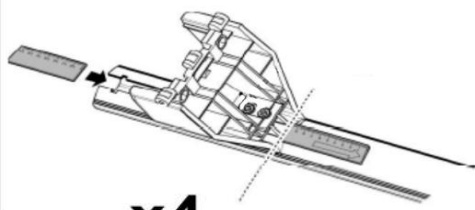
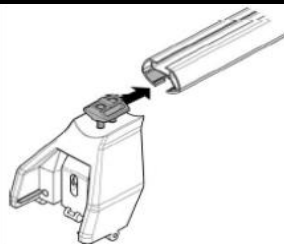


**1**



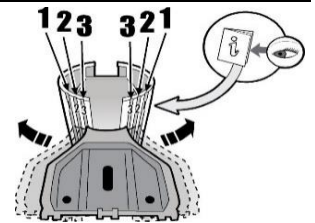
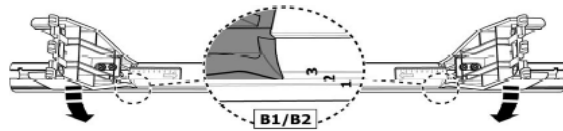
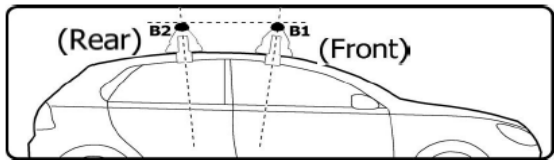
MANUFACTURER	MODEL CAR	DOORS	MODEL YEAR	D1	D2
ALFA ROMEO	Stelvio	5	17>	8,2	8,2
BMW	X4 (F26)	5	14>18	11,5	11,5
BMW	X6 (E71)	5	07>14	10,1	10,1
BMW	X6 (F16)	5	14>	11,1	12,1
CITROEN	Ds4	5	11>15	6,9	7,9
CITROEN	Ds5	5	11>15	7,9	5,4
JEEP	Compass (MP/552)	5	17>	8,6	7,7
LAND ROVER	Rang Rover 4 (L405)	5	12>	6,0	5,5
LAND ROVER	Range Rover 2 Sport (L494)	5	14>22	7,8	7,8
LAND ROVER	Range Rover 3 Sport (L461)	5	22>	8,1	8,1
LAND ROVER	Range Rover Evoque (L538)	5	11>18	12,0	12,5
LAND ROVER	Range Rover Evoque II (L551)	5	18>	11,7	12,5
MAZDA	3 / 3 Sport / Axela (BP)	5	19>	8,5	9,0
MAZDA	6 / Atenza (GJ)	4	12>17	9,8	9,8
RENAULT	Scenic X Mod	5	13>16	10,3	9,8

**2**

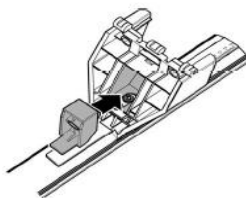
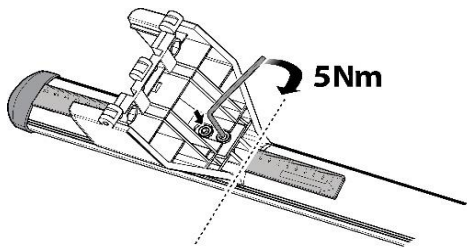


**x4**

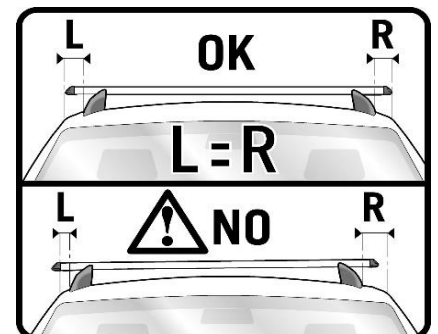
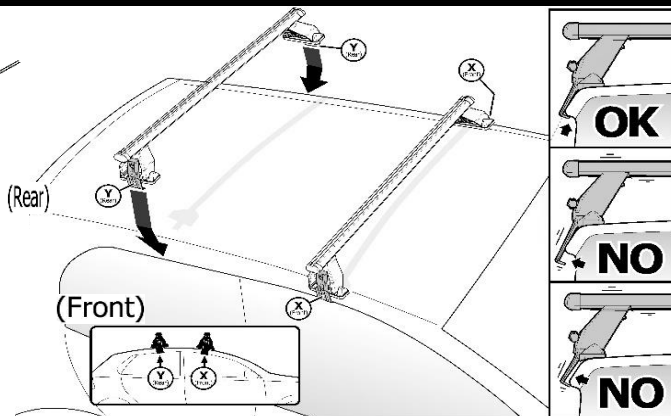
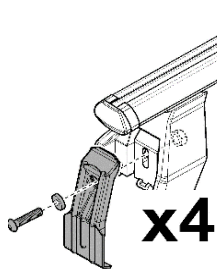


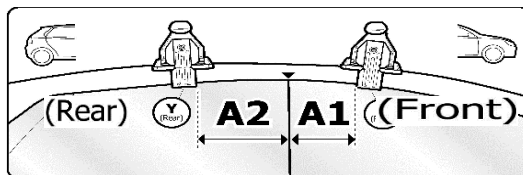


MANUFACTURER	MODEL CAR	DOORS	MODEL YEAR	B1	B2
ALFA ROMEO	Stelvio	5	17>	2	2
BMW	X4 (F26)	5	14>18	1	1
BMW	X6 (E71)	5	07>14	2	2
BMW	X6 (F16)	5	14>	2	2
CITROEN	Ds4	5	11>15	2	1
CITROEN	Ds5	5	11>15	2	2
JEEP	Compass (MP/552)	5	17>	2	2
LAND ROVER	Rang Rover 4 (L405)	5	12>	2	2
LAND ROVER	Range Rover 2 Sport (L494)	5	14>22	2	2
LAND ROVER	Range Rover 3 Sport (L461)	5	22>	2	2
LAND ROVER	Range Rover Evoque (L538)	5	11>18	2	2
LAND ROVER	Range Rover Evoque II (L551)	5	18>	2	2
MAZDA	3 / 3 Sport / Axela (BP)	5	19>	1	2
MAZDA	6 / Atenza (GJ)	4	12>17	1	1
RENAULT	Scenic X Mod	5	13>16	1	2

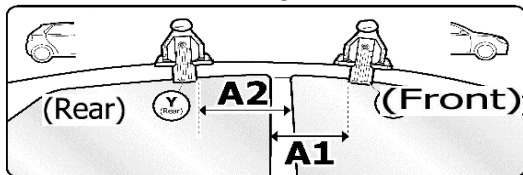


x4





OR



MANUFACTURER	MODEL CAR	DOORS	MODEL YEAR	A1	A2	A12	A23
				cm	cm	in	in
ALFA ROMEO	Stelvio	5	17>	22	40	8,7	15,7
BMW	X4 (F26)	5	14>18	30	40	11,8	15,7
BMW	X6 (E71)	5	07>14	29	41	11,4	16,1
BMW	X6 (F16)	5	14>	29	41	11,4	16,1
CITROEN	Ds4	5	11>15	26	37	10,2	14,6
CITROEN	Ds5	5	11>15	28	35	11,0	13,8
JEEP	Compass (MP/552)	5	17>	13	55	5,1	21,7
LAND ROVER	Rang Rover 4 (L405)	5	12>	22	42	8,7	16,5
LAND ROVER	Range Rover 2 Sport (L494)	5	14>22	30	45	11,8	17,7
LAND ROVER	Range Rover 3 Sport (L461)	5	22>	27	41	10,6	16,1
LAND ROVER	Range Rover Evoque (L538)	5	11>18	23	52	9,1	20,5
LAND ROVER	Range Rover Evoque II (L551)	5	18>	23	62	9,1	24,4
MAZDA	3 / 3 Sport / Axela (BP)	5	19>	16	45	6,3	17,7
MAZDA	6 / Atenza (GJ)	4	12>17	16	45	6,3	17,7
RENAULT	Scenic X Mod	5	13>16	23	41	9,1	16,1

X = predisposizione originale / original arrangement